

Autopod - Technical Data

Part #ATP-510 & 520 (Single & Double kit), #150 (Heavy Duty Base Plate) and #152/#153/#TRI300 (Bases)

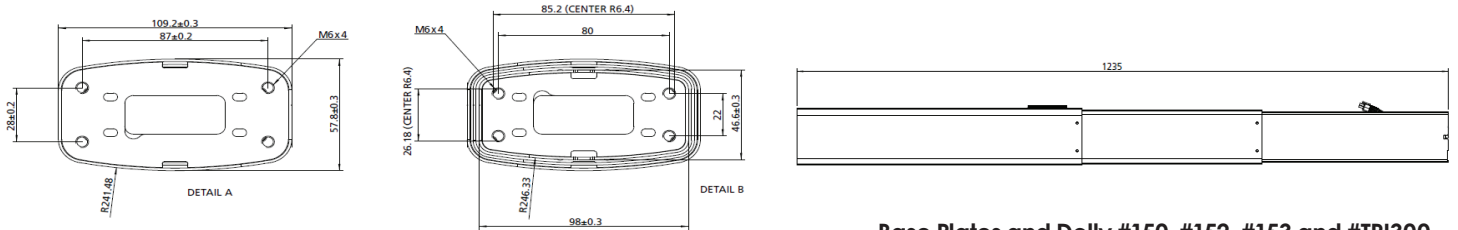
The Autopod Single system (ATP510) complete weighing in at just 28kg and the Double system (ATP520) complete weighing in at just 38kg are the optimum choice for a wide range of elevation applications especially for Broadcast, Film and TV. The 3 stage inline design means that the motor is hidden inside the profiles giving the Autopod sleek and elegant lines which are easy to integrate to any Stage or Set. The 3 stage construction ensures a very low built-in dimension, meaning it can be positioned in the tightest of spaces. The very low noise level ensures that the talent is not disturbed during operation

Features: (information based on a single elevation column)

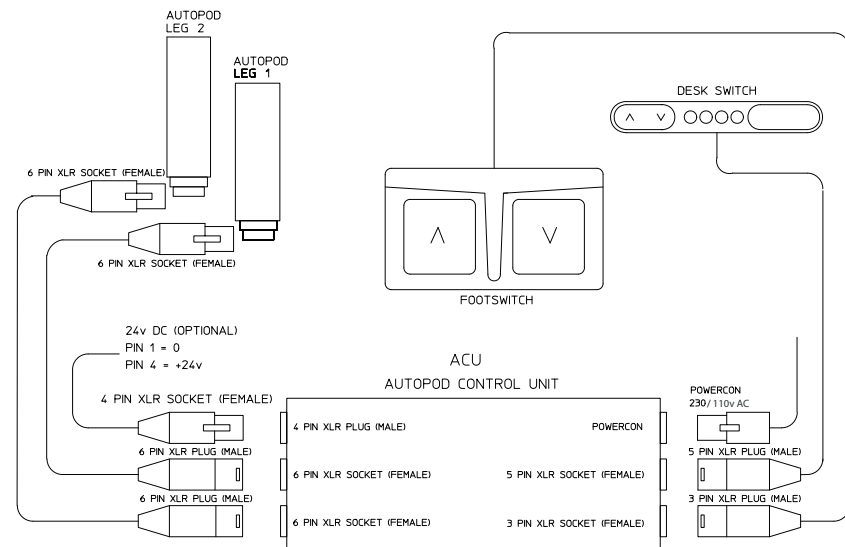
- Thrust: up to 700N (per column)
- Speed: up to 43mm/s (16 seconds from lo-hi/hi-lo)
- Standard installation dims: 560mm
- Standard stroke length: 675mm - providing extended height to 1235mm
- Bending moment: 1350Nm static, 150Nm dynamic
- Hall Sensor
- Double acting break
- Elevation column weight: 10kg (without accessories or base)
- Power Input: Mains 110-240 (via Powercon) or 24Vdc (4Pin XLR)



Profile Measurements: (information based on a single elevation column)



Typical Wiring Configuration




Base Plates and Dolly #150, #152, #153 and #TRI300

- #150 - 600mm diameter, 12mm @ 26kg, (inc 3x wheeled castors)
- #152 - Silver 45mm squared aluminium extrusion
1x 594mm, 2x 275mm, 2x fixing brackets, 4x rubber feet
- #153 - Black 45mm squared aluminium extrusion
1x 594mm, 2x 275mm, 2x fixing brackets, 4x rubber feet
- #TRI 300 - Heavy Duty folding wheeled roll-along Dolly

Protective transport and carry case (images on web page)

- #160 - Rigid roll-along plastic case and foam, suitable for all Autopod systems (not for use with #150 or #TRI300)
Populated weight:
82 x 56 x 33cm @ 28kg (single system #ATP 510)
82 x 56 x 33cm @ 38kg (double system #ATP 520)



- ATP-150 (quick "V" connector not included)
- #TRI 300 (elevation unit not included)